




Term: Autumn Term 2 2021 Class/Year Group: Reception

**Inspiration/Theme:** Children in the Foundation Stage learn best and most effectively when they are given the opportunity to explore, investigate and learn about things that interest them. At The Mead Academy Trust we give children the freedom to follow their own lines of enquiry by planning a skills based curriculum. Themes may last a day, a week or even a half term depending on where the children take their learning. As the children go in to their second term, our focus will be on affirming the routines set in place and exploring learning through a mixture of play and adult led activities.

Core texts/artefact/film	Provocation - Inspire, Immerse	Role-play	Investigation Table
<p>Author Focus – Julia Donaldson</p> 	<p><u>Super Starter</u> We will go on our own welly walk adventure!</p> <p><u>Marvellous Middle</u> We will create our own maps for adventures we would like to go on!</p> <p><u>Fabulous Finish</u> We will share our wonderful learning on Seesaw!</p>	<p>The cafe encourages children to role play activities they may do or see their families do at while out and about. This role play will have real resources that are familiar to children from their experiences. It will encourage and promote communication between children.</p> 	<p>We will have an Arctic themed investigation area during the term, exploring contrasts in the environment and animals. The children will look closely at a variety of objects and materials and comment on similarities and differences.</p> 

Literacy	Mathematics	Communication and Language
<p><b>Outcome of learning:</b> Storytelling through exploring a new text – The Great Explorer and Emperors Egg, and also thinking about structure, vocabulary and what we enjoy about books in general. Opportunities for mark making where children are able to practise and develop fine motor control and letter formation/drawing.</p> <p><b>Key Skills: Children will learn to:</b></p> <ul style="list-style-type: none"> <li>recognise familiar words and signs around the classroom</li> <li>write their own name independently</li> <li>tell an adult what their mark making says or means</li> <li>write a label using an initial sound.</li> </ul> <p><b>Phonics</b> Apply phonic knowledge by playing phonics games, begin recognising the alphabet letters by their sound and progressing to combining these sounds to read and spell words, and</p> <p><b>Key Skills: Children will learn to:</b></p> <ul style="list-style-type: none"> <li>Hear and say initial sounds in words</li> <li>begin to read simple words.</li> </ul>	<p><b>Outcome of learning:</b> For children to use their knowledge of number to play games and explore the environment. Identifying numerals and their quantities up to 5 and beyond in different contexts. Exploring numbers in the everyday environment. Children will also begin to practise number formation.</p> <p><b>Key Skills: Children will learn to:</b></p> <ul style="list-style-type: none"> <li>count actions or objects which cannot be moved</li> <li>say what is one more and one less than a number to 6</li> <li>develop confidence in using amounts to 5 and beyond</li> <li>correctly form numbers 0-5.</li> </ul>	<p><b>Outcome of learning:</b> Play games and join in circle times that continue to develop their listening, attention and vocabulary skills and how to use them to interact with their friends and other adult in different situations. Have the confidence to take part in the Nativity show.</p> <p><b>Key Skills: Children will learn to:</b></p> <ul style="list-style-type: none"> <li>Initiate conversations with adults and children, taking account of what others say.</li> <li>listen to other children and adults and join in when retelling a familiar story.</li> <li>maintain attention and concentrate in small group and whole class activities.</li> <li>talk in full sentences (modelled by all adults)</li> <li>ask questions of friends and adults to clarify understanding.</li> </ul>



Understanding Our World	Physical Development	Expressive Arts and Design	Personal, Social and Emotional Development
<p><b>Outcome of Learning:</b> Thinking about similarities and differences in the natural environment around the world. Think about the Christian story of Christmas and how it is celebrated.</p> <p><b>Key Skills: Children will learn to:</b></p> <ul style="list-style-type: none"> <li>talk about some of the things they observe and notice about freezing and melting</li> <li>learn about and describe the life cycle of a penguin (linked to Emperor's Egg)</li> <li>look closely and comment on similarities and differences, e.g. between the seasons.</li> </ul>	<p><b>Outcome of Learning:</b> Playing games with friends at lunchtime. Continue to develop cursive handwriting style as they learn to hold a pencil correctly and begin to form letters from their name and to label their drawings.</p> <p><b>Key Skills: Children will learn to:</b></p> <ul style="list-style-type: none"> <li>negotiate space when playing games with friends. travel with confidence around obstacles. Practise forming recognisable letters.</li> <li>identify healthy foods and the importance of exercise.</li> <li>balancing and climbing over obstacle courses.</li> <li>Develop confidence in throwing and catching different sized balls.</li> </ul>	<p><b>Outcome of Learning:</b> Children express themselves creatively in both the indoor and outdoor classroom. Children will know a collection of songs and rhymes. Children will continue to learn the skills of drawing and colour mixing, using a variety of materials to make marks and create their version of the night sky Children will confidently take part in the Nativity show and enjoy singing songs.</p> <p><b>Key Skills: Children will learn to:</b></p> <ul style="list-style-type: none"> <li>Show confidence in singing a repertoire of classroom songs</li> <li>understand different materials can be combined to create new effect</li> <li>Manipulate mark making tools effectively.</li> </ul>	<p><b>Outcome of Learning:</b> Children continue to feel happy and safe in their new environment and build new friendships. Families will continue to build relationships with the school and will feel part of our school community Children are able to identify how they are feeling and strategies to support when sad / angry etc.</p> <p><b>Key skills Children will learn to:</b></p> <ul style="list-style-type: none"> <li>Apply their awareness of the boundaries set and behavioural expectations.</li> <li>begin to become independent, confident learners in the school environment</li> <li>to be able to make choices and share/take turns.</li> <li>begin to recognise and talk about their feelings and emotions.</li> </ul>
Playing and Exploring- Engagement	Active learning-Motivation		Creating and Thinking Critically
<p><b>Positive Relationships</b> <b>The adults will:</b> model showing interest in discovering the new classroom and learning environment and finding out new things.</p> <p><b>Enabling Environment</b> <b>Adults will provide:</b> a stimulating classroom, indoors and outdoors, with accessible areas and resources.</p>	<p><b>Positive Relationships</b> <b>The adults will:</b> support and encourage children in choosing the activities they would like to do.</p> <p><b>Enabling Environment</b> <b>Adults will provide:</b> new and unusual resources, objects and activities that link to children's interests and create awe and wonder.</p>	<p><b>Positive Relationships</b> <b>The adults will:</b> model the language of thinking and learning throughout the school day e.g. idea, think, know, plan, change, adapt, try hard, etc.</p> <p><b>Enabling Environment</b> <b>Adults will provide:</b> opportunities for children to find out their own ways of developing their ideas with support and encouragement. open ended resources for children to use in an imaginative and creative way, indoors and outdoors.</p>	
<p><b>Communication with Families</b> Children will choose a story to come home on weekly basis and we encourage families to share a book daily, recording this in the reading record where possible.</p> <p>Key dates for enrichment activities: We will let you know these through Seesaw and/or parent mail.</p>			